














TRAILER EB+ COMPONENTS

<p>ECU 1</p> 	<p>EPRV 2</p> 	<p>PRESSURE SWITCH 3</p> 	<p>RELAY EMERGENCY VALVE 4</p> 																												
<p>ISO 7638 SOCKET CABLE ASSY. 5</p> 	<p>SERVICE PART NUMBERS</p> <table border="0"> <tr> <td>1. ECU 2S-4S/2M -1M</td> <td style="text-align: right;">950 800 201</td> </tr> <tr> <td>2. EPRV ASSEMBLY 2M 1M</td> <td style="text-align: right;">950 800 302 950 800 303</td> </tr> <tr> <td>3. PRESSURE SWITCH Assembly</td> <td style="text-align: right;">950 800 903</td> </tr> <tr> <td>4. RELAY EMERGENCY VALVE Assembly</td> <td style="text-align: right;">351 033 001</td> </tr> <tr> <td>5. ISO 7638 SOCKET AND CABLE ASSEMBLY L=12m - PUR L=16m - PUR L=18m - PUR</td> <td style="text-align: right;">950 800 401 950 800 402 950 800 403</td> </tr> <tr> <td>6. ISO 7638 PLUG AND CABLE ASSEMBLY L= 9m - PUR L= 12m - PUR</td> <td style="text-align: right;">950 800 411 950 800 412</td> </tr> <tr> <td>7. ISO 1185 (24N) CABLE ASSEMBLY L=12m - PUR L= 6m - PUR L=16m - PUR</td> <td style="text-align: right;">950 800 421 950 800 422 950 800 423</td> </tr> <tr> <td>8. AUXILIARY CABLE ASSEMBLY L= 7m - PUR L=18m - PUR</td> <td style="text-align: right;">950 800 431 950 800 432</td> </tr> <tr> <td>9. SENSOR CABLE ASSEMBLY L= 3m - PUR L= 2m - PUR L= 6m - PUR</td> <td style="text-align: right;">950 800 441 950 800 442 950 800 443</td> </tr> <tr> <td>10. PRESSURE SWITCH CABLE ASSEMBLY L=10m - PUR L= 2m - PUR L= 0.75m - PUR L= 5m - PUR</td> <td style="text-align: right;">950 800 451 950 800 452 950 800 453 950 800 455</td> </tr> <tr> <td>11. EB+ INFO CENTRE L= 6.5m - PUR</td> <td style="text-align: right;">815 001 101</td> </tr> <tr> <td>12. EB+ PC INTERFACE II KIT DIAG+ Software</td> <td style="text-align: right;">815 001 001</td> </tr> <tr> <td>13. LABEL EB+ Information</td> <td style="text-align: right;">028 5262 09</td> </tr> <tr> <td>14. SENSOR 80-100 TOOTH Straight - c/w clip Angled - c/w clip Retaining clip</td> <td style="text-align: right;">950 364 506 950 364 503 059 5123 09</td> </tr> </table>		1. ECU 2S-4S/2M -1M	950 800 201	2. EPRV ASSEMBLY 2M 1M	950 800 302 950 800 303	3. PRESSURE SWITCH Assembly	950 800 903	4. RELAY EMERGENCY VALVE Assembly	351 033 001	5. ISO 7638 SOCKET AND CABLE ASSEMBLY L=12m - PUR L=16m - PUR L=18m - PUR	950 800 401 950 800 402 950 800 403	6. ISO 7638 PLUG AND CABLE ASSEMBLY L= 9m - PUR L= 12m - PUR	950 800 411 950 800 412	7. ISO 1185 (24N) CABLE ASSEMBLY L=12m - PUR L= 6m - PUR L=16m - PUR	950 800 421 950 800 422 950 800 423	8. AUXILIARY CABLE ASSEMBLY L= 7m - PUR L=18m - PUR	950 800 431 950 800 432	9. SENSOR CABLE ASSEMBLY L= 3m - PUR L= 2m - PUR L= 6m - PUR	950 800 441 950 800 442 950 800 443	10. PRESSURE SWITCH CABLE ASSEMBLY L=10m - PUR L= 2m - PUR L= 0.75m - PUR L= 5m - PUR	950 800 451 950 800 452 950 800 453 950 800 455	11. EB+ INFO CENTRE L= 6.5m - PUR	815 001 101	12. EB+ PC INTERFACE II KIT DIAG+ Software	815 001 001	13. LABEL EB+ Information	028 5262 09	14. SENSOR 80-100 TOOTH Straight - c/w clip Angled - c/w clip Retaining clip	950 364 506 950 364 503 059 5123 09	<p>ISO 7638 PLUG CABLE ASSY. 6</p> 
1. ECU 2S-4S/2M -1M	950 800 201																														
2. EPRV ASSEMBLY 2M 1M	950 800 302 950 800 303																														
3. PRESSURE SWITCH Assembly	950 800 903																														
4. RELAY EMERGENCY VALVE Assembly	351 033 001																														
5. ISO 7638 SOCKET AND CABLE ASSEMBLY L=12m - PUR L=16m - PUR L=18m - PUR	950 800 401 950 800 402 950 800 403																														
6. ISO 7638 PLUG AND CABLE ASSEMBLY L= 9m - PUR L= 12m - PUR	950 800 411 950 800 412																														
7. ISO 1185 (24N) CABLE ASSEMBLY L=12m - PUR L= 6m - PUR L=16m - PUR	950 800 421 950 800 422 950 800 423																														
8. AUXILIARY CABLE ASSEMBLY L= 7m - PUR L=18m - PUR	950 800 431 950 800 432																														
9. SENSOR CABLE ASSEMBLY L= 3m - PUR L= 2m - PUR L= 6m - PUR	950 800 441 950 800 442 950 800 443																														
10. PRESSURE SWITCH CABLE ASSEMBLY L=10m - PUR L= 2m - PUR L= 0.75m - PUR L= 5m - PUR	950 800 451 950 800 452 950 800 453 950 800 455																														
11. EB+ INFO CENTRE L= 6.5m - PUR	815 001 101																														
12. EB+ PC INTERFACE II KIT DIAG+ Software	815 001 001																														
13. LABEL EB+ Information	028 5262 09																														
14. SENSOR 80-100 TOOTH Straight - c/w clip Angled - c/w clip Retaining clip	950 364 506 950 364 503 059 5123 09																														
<p>ISO 1185 (24N) CABLE ASSY. 7</p> 	<p>AUXILIARY CABLE ASSY. 8</p> 																														
<p>SENSOR CABLE ASSY. 9</p> 	<p>PRESSURE SWITCH CABLE ASSY. 10</p> 																														
<p>EB+ INFO CENTRE 11</p> 	<p>EB+ PC INTERFACE II 12</p> 	<p>LABEL 13</p> 	<p>SENSOR 80-100 Tooth 14</p> 